

Scaled data based on original data using  
LM-79-08 Approved Method: Electrical and Photometric Measurements of Solid-  
State Lighting Products

Test Report Prepared for  
Cooper Lighting Solutions  
(formerly Eaton)

Brand: McGRAW-EDISON

Report Number: P226851

Luminaire Tested: **IST-AF-1200-LED-E1-SL2-8030**

Issue Date: 3/3/2020

**Test Information**

Test Method: LM-79-08  
Report Number: P226851  
TEST IS SCALED FROM IESNA LM-79-08 TEST DATA (P35945)  
Test Lab: INNOVATION CENTER-P3  
Issue Date: 3/3/2020  
Manufacturer: COOPER LIGHTING SOLUTIONS (FORMERLY EATON)  
Product Line: MCGRAW-EDISON  
Catalog Number: IST-AF-1200-LED-E1-SL2-8030  
Description: IMPACT ELITE LED TRAPEZOID LUMINAIRE  
LIGHT SQUARE WITH ACCULED OPTICS-TYPE II W/SPILL CONTROL  
Light Source: (16) 3000K CCT, 80 CRI LEDs  
Ballast/Driver: ELECTRONIC DRIVER

**Summary**

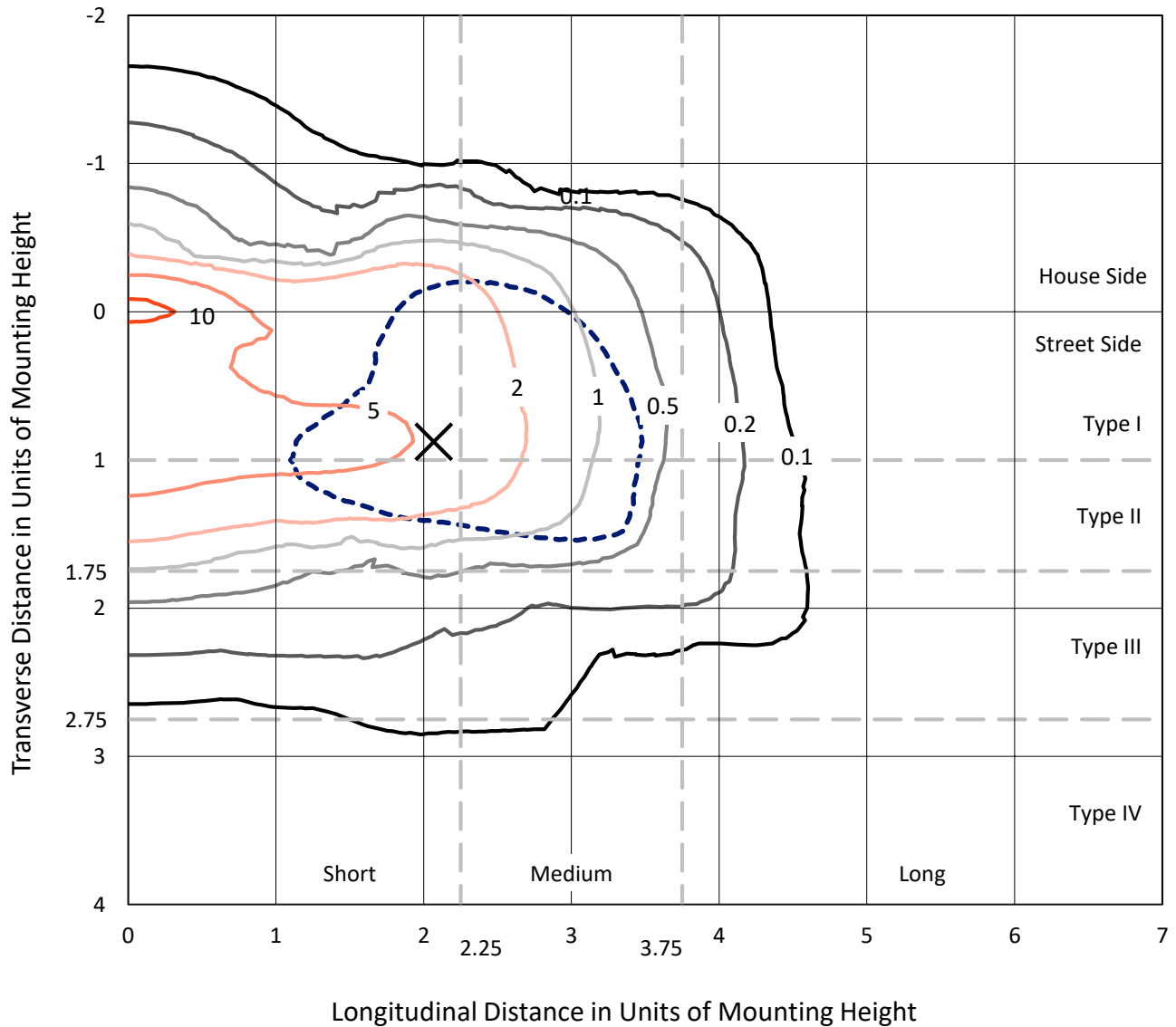
Lumens per Lamp: N/A  
Luminaire Lumens: 5431.3 lumens  
Efficiency: N/A  
Efficacy: 82.3 lumens/watt  
Luminous Opening: Rectangular (W 0.5' x L: 0.5' x H: 0')  
IES Classification: Type II - Short - Semi-Cutoff  
BUG Rating: B1 - U1 - G2  
  
Input Watts (W): 66  
Input Voltage (V): 120  
Input Current (Ain): NR  
Voltage Rise (V): NR  
Power Factor: NR  
Total Harmonic Distortion (THDi): NR  
Frequency (hertz): 60  
Stabilization Time: NR  
Operation Time: NR  
Ambient Temperature (°C): NR  
Test Distance: 25 FT



REPORT NUMBER: P226851  
 CATALOG NUMBER: IST-AF-1200-LED-E1-SL2-8030

### Iso-Footcandle Lines of Horizontal Illumination

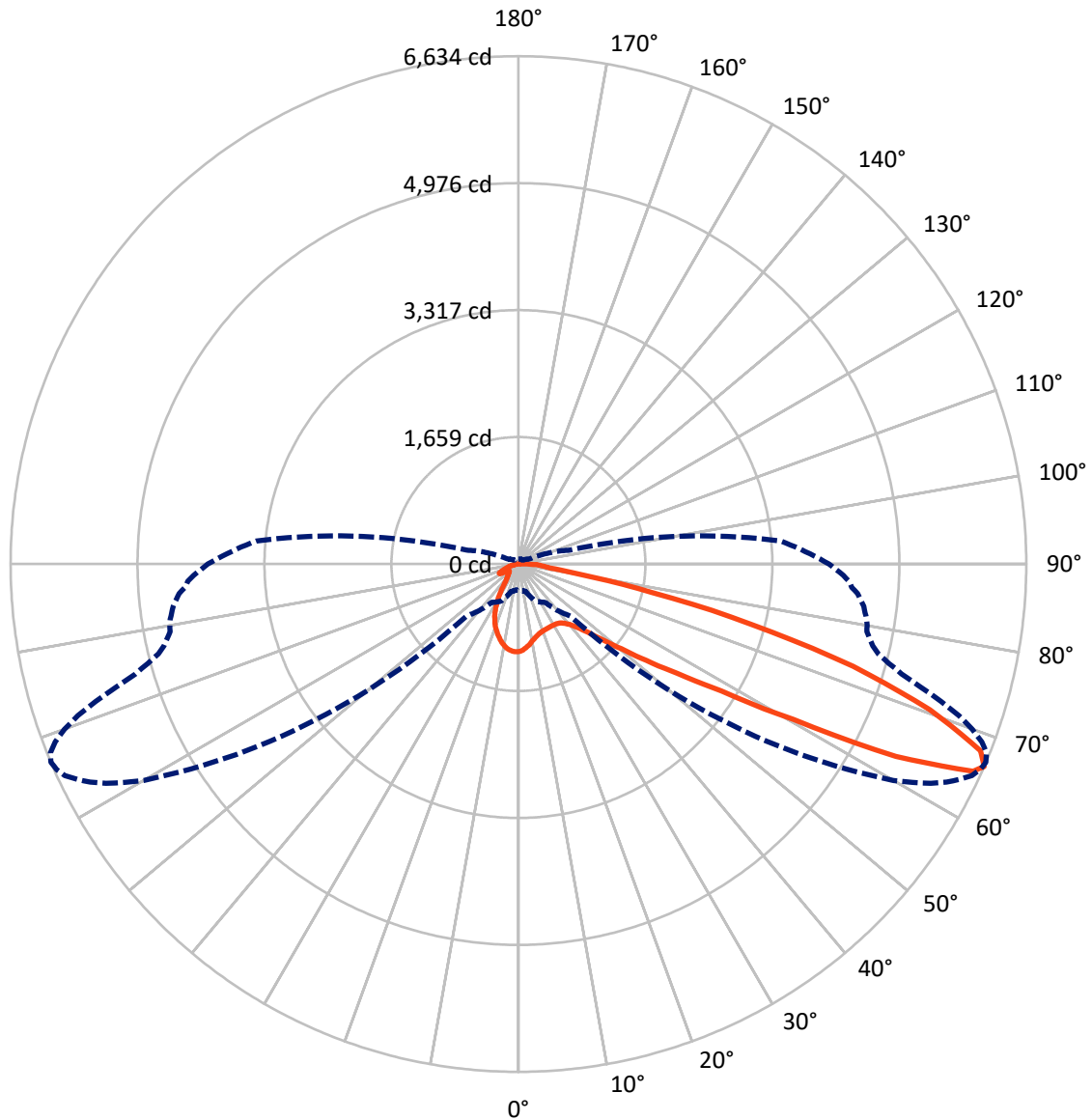
✕ Max cd  
 - - - 1/2 Max cd



Based on 10 foot mounting height. Maximum calculated value = 11.4 fc  
 Type II - Short - Semi-Cutoff

REPORT NUMBER: P226851  
CATALOG NUMBER: IST-AF-1200-LED-E1-SL2-8030

### Luminous Intensity Polar Plot



— Vertical Plane Through 67-Deg Lateral      - - - Horizontal Cone Through 66-Deg Vertical

REPORT NUMBER: P226851

CATALOG NUMBER: IST-AF-1200-LED-E1-SL2-8030

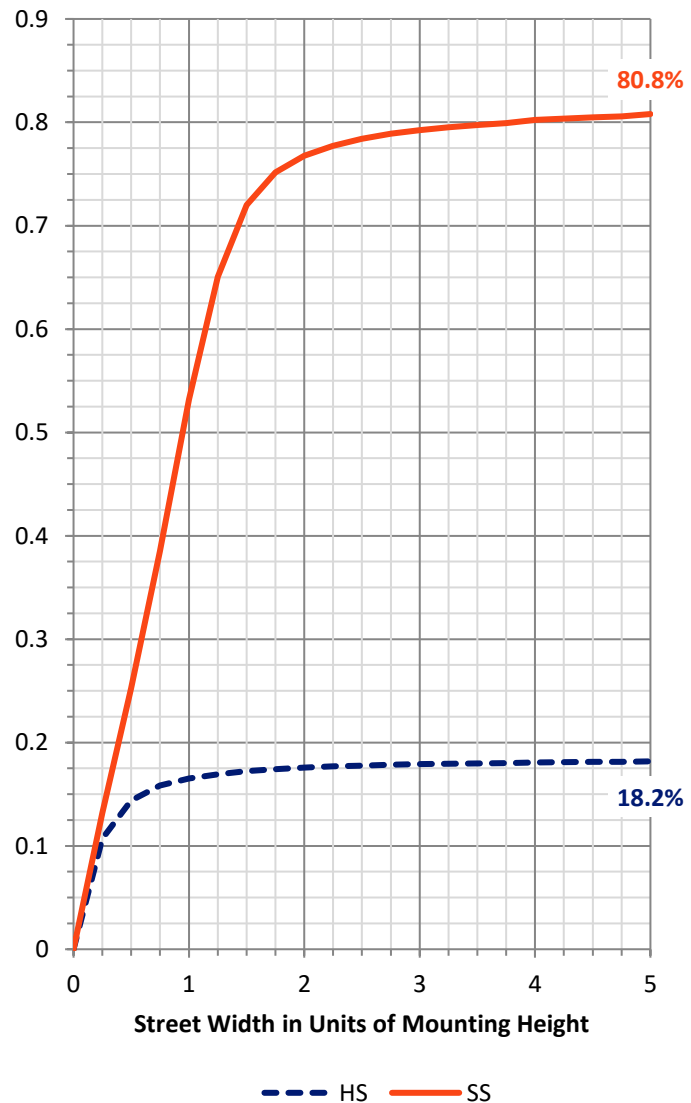
**FLUX DISTRIBUTION:**

		Downward	Upward	Total
<b>House Side</b>	Lumens	1002.8	0.4	1003.3
	% Fixture	18.5	0.0	18.5
<b>Street Side</b>	Lumens	4426.5	1.6	4428.0
	% Fixture	81.5	0.0	81.5
<b>Total</b>	Lumens	5429.3	2.0	5431.3
	% Fixture	100.0	0.0	100.0

**Coefficient of Utilization**

**ZONAL LUMENS:**

Zone	Lumens	% Fixture
0°-10°	99.1	1.8
10°-20°	236.0	4.3
20°-30°	323.6	6.0
30°-40°	462.2	8.5
40°-50°	749.5	13.8
50°-60°	1187.5	21.9
60°-70°	1504.9	27.7
70°-80°	748.1	13.8
80°-90°	118.5	2.2
90°-100°	2.0	0.0
100°-110°	0.0	0.0
110°-120°	0.0	0.0
120°-130°	0.0	0.0
130°-140°	0.0	0.0
140°-150°	0.0	0.0
150°-160°	0.0	0.0
160°-170°	0.0	0.0
170°-180°	0.0	0.0
0°-90°	5429.3	100.0
0°-180°	5431.3	100.0



REPORT NUMBER: P226851

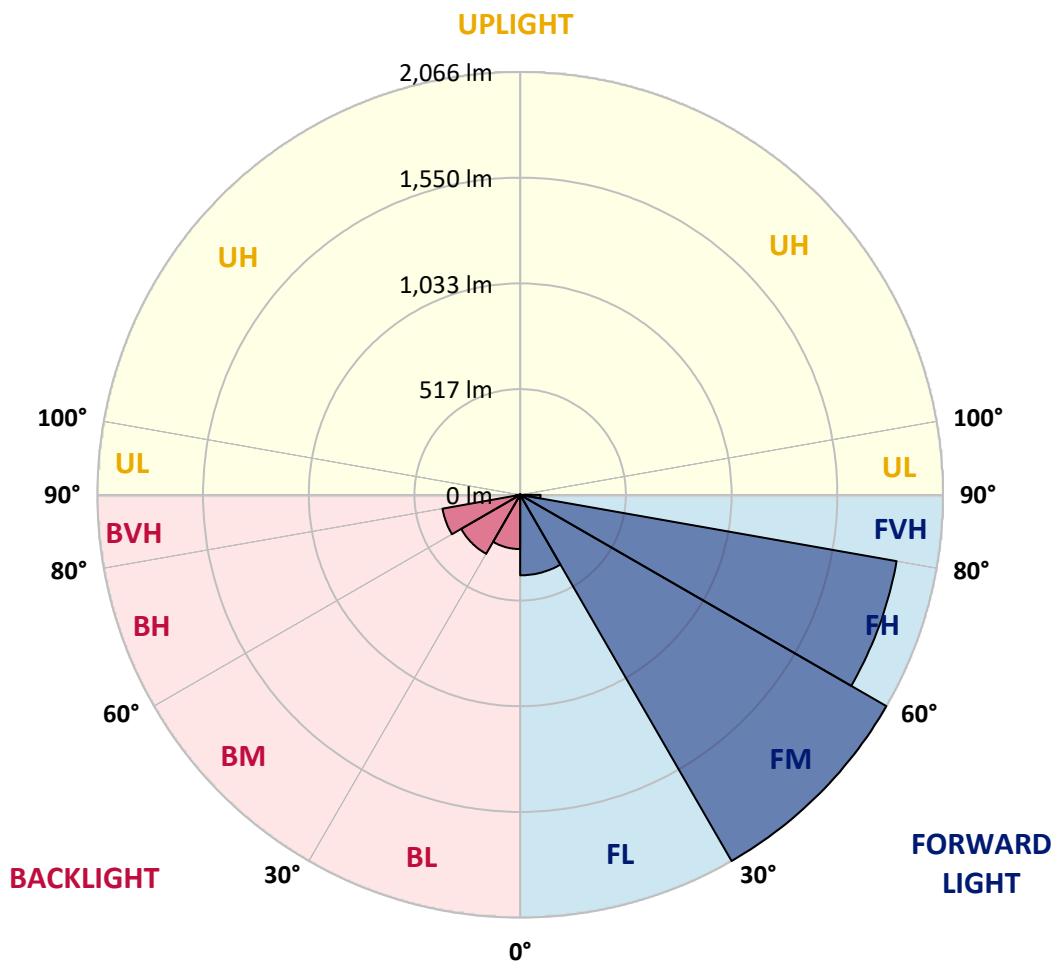
CATALOG NUMBER: IST-AF-1200-LED-E1-SL2-8030

**LUMINAIRE CLASSIFICATION SYSTEM LUMEN TABLE AND BUG RATING:**

Zone		Lumens	% Fixture	Zone Rating/Lumen Limit		
				B	U	G
FL	(0°-30°)	393.5	7.2			
FM	(30°-60°)	2066.1	38.0			
FH	(60°-80°)	1867.5	34.4			G2/5000
FVH	(80°-90°)	99.4	1.8			G1/100
BL	(0°-30°)	265.2	4.9	B1/500		
BM	(30°-60°)	333.2	6.1	B1/1000		
BH	(60°-80°)	385.4	7.1	B1/500		G1/500
BVH	(80°-90°)	19.1	0.4			G1/100
UL	(90°-100°)	2.0	0.0		U1/10	
UH	(100°-180°)	0.4	0.0		U1/10	

**BUG Rating: B1-U1-G2**

Type II Short





REPORT NUMBER: P226851

CATALOG NUMBER: IST-AF-1200-LED-E1-SL2-8030

**CANDELA DISTRIBUTION (FULL):**

	0°	5°	15°	25°	35°	45°	55°	60°	61°	62°	63°
0°	1143.2	1143.2	1143.2	1143.2	1143.2	1143.2	1143.2	1143.2	1143.2	1143.2	1143.2
2.5°	1062.4	1064.9	1078.8	1086.1	1096.7	1100.0	1112.2	1117.1	1121.2	1120.4	1120.4
5°	967.0	974.3	980.8	995.5	1011.0	1029.8	1053.5	1071.4	1074.7	1078.8	1081.2
7.5°	894.3	899.2	910.7	921.3	940.9	967.0	1000.4	1023.3	1028.2	1029.8	1035.5
10°	842.9	846.2	856.0	869.9	892.7	918.0	953.1	976.8	984.1	987.4	992.3
12.5°	802.9	807.8	816.8	831.5	856.0	882.1	918.8	942.5	947.4	951.5	958.8
15°	777.7	780.9	789.1	805.4	827.4	853.5	889.4	918.0	921.3	925.3	931.9
17.5°	772.8	775.2	780.1	792.3	809.5	834.8	871.5	895.2	900.9	906.6	913.1
20°	792.3	794.0	795.6	797.2	807.0	823.3	859.3	884.5	889.4	894.3	902.5
22.5°	834.8	837.2	833.1	827.4	820.1	823.3	853.5	879.7	882.9	887.8	894.3
25°	908.2	905.8	893.5	884.5	858.4	837.2	855.2	877.2	881.3	886.2	893.5
27.5°	994.7	991.4	984.1	959.6	916.4	873.1	865.0	881.3	883.7	887.8	894.3
30°	1087.7	1088.5	1082.0	1055.1	999.6	927.0	887.0	891.1	892.7	896.0	900.1
32.5°	1171.8	1184.0	1183.2	1181.6	1102.4	999.6	929.4	913.1	910.7	913.1	914.7
35°	1268.9	1271.3	1294.2	1305.6	1241.1	1105.7	991.4	955.5	945.7	946.6	944.9
37.5°	1373.3	1376.6	1415.8	1435.4	1385.6	1226.5	1073.9	1018.4	1009.4	1000.4	993.9
40°	1525.1	1538.2	1558.6	1580.6	1556.1	1388.8	1182.4	1107.3	1084.5	1082.8	1069.8
42.5°	1752.0	1747.9	1738.1	1756.0	1726.7	1570.8	1313.8	1233.0	1215.8	1193.0	1175.0
45°	1974.7	1983.7	1941.3	1949.4	1951.1	1781.3	1503.9	1390.5	1381.5	1354.6	1335.0
47.5°	2124.9	2115.1	2058.0	2099.6	2201.6	2027.0	1724.2	1605.1	1586.3	1572.4	1560.2
50°	2133.0	2124.9	2088.2	2161.6	2379.5	2463.5	2031.0	1892.3	1865.4	1840.9	1833.6
52.5°	1933.9	1922.5	1934.7	2084.1	2443.9	2829.1	2464.3	2248.9	2226.9	2206.5	2177.9
55°	1579.0	1592.0	1650.0	1864.6	2345.2	3088.6	3317.1	2799.7	2705.1	2704.2	2634.1
57.5°	1179.1	1166.1	1209.3	1410.9	2095.5	3180.8	4100.4	3972.3	3761.0	3618.2	3446.0
60°	795.6	798.9	838.9	942.5	1458.2	3080.4	4625.1	5071.5	4997.2	4967.0	4920.5
62.5°	551.6	556.5	593.2	690.3	852.7	2478.2	4778.5	5687.5	5820.6	5930.7	5903.8
65°	386.0	386.8	423.5	573.7	638.9	1273.0	4439.9	5769.1	5967.4	6156.7	6326.5
66°	340.3	341.1	371.3	533.7	612.8	960.4	4146.1	5655.7	5881.8	6102.1	6277.5
67.5°	291.3	296.2	319.9	453.7	587.5	740.9	3424.8	5317.1	5553.7	5796.1	6027.8
70°	199.9	201.6	222.8	368.0	550.0	650.4	1951.9	4151.0	4478.2	4904.2	5150.6
72.5°	142.8	141.2	143.6	227.7	564.7	646.3	1025.7	2732.0	3189.8	3563.5	3830.3
75°	127.3	123.2	112.6	141.2	412.1	705.8	687.1	1608.3	1956.8	2297.1	2570.4
77.5°	113.4	106.9	101.2	108.5	204.0	665.0	616.9	921.3	1099.2	1352.9	1563.5
80°	86.5	82.4	85.7	93.8	122.4	612.0	612.8	612.8	661.0	744.2	827.4
82.5°	57.1	52.2	59.6	77.5	92.2	461.0	633.2	541.0	532.0	528.8	534.5
85°	35.9	31.0	41.6	57.9	71.0	240.7	649.5	571.2	529.6	489.6	449.6
87.5°	13.1	14.7	21.2	33.5	46.5	104.4	569.6	503.5	474.9	425.1	378.6
90°	3.3	2.4	4.1	9.8	10.6	19.6	87.3	139.5	83.2	41.6	33.5
92.5°	0.0	0.0	0.0	0.0	0.0	0.0	0.0	0.0	0.0	0.0	0.0
95°	0.0	0.0	0.0	0.0	0.0	0.0	0.0	0.0	0.0	0.0	0.0
97.5°	0.0	0.0	0.0	0.0	0.0	0.0	0.0	0.0	0.0	0.0	0.0
100°	0.0	0.0	0.0	0.0	0.0	0.0	0.0	0.0	0.0	0.0	0.0
102.5°	0.0	0.0	0.0	0.0	0.0	0.0	0.0	0.0	0.0	0.0	0.0
105°	0.0	0.0	0.0	0.0	0.0	0.0	0.0	0.0	0.0	0.0	0.0
107.5°	0.0	0.0	0.0	0.0	0.0	0.0	0.0	0.0	0.0	0.0	0.0



REPORT NUMBER: P226851

CATALOG NUMBER: IST-AF-1200-LED-E1-SL2-8030

**CANDELA DISTRIBUTION (continued):**

	0°	5°	15°	25°	35°	45°	55°	60°	61°	62°	63°
110°	0.0	0.0	0.0	0.0	0.0	0.0	0.0	0.0	0.0	0.0	0.0
112.5°	0.0	0.0	0.0	0.0	0.0	0.0	0.0	0.0	0.0	0.0	0.0
115°	0.0	0.0	0.0	0.0	0.0	0.0	0.0	0.0	0.0	0.0	0.0
117.5°	0.0	0.0	0.0	0.0	0.0	0.0	0.0	0.0	0.0	0.0	0.0
120°	0.0	0.0	0.0	0.0	0.0	0.0	0.0	0.0	0.0	0.0	0.0
122.5°	0.0	0.0	0.0	0.0	0.0	0.0	0.0	0.0	0.0	0.0	0.0
125°	0.0	0.0	0.0	0.0	0.0	0.0	0.0	0.0	0.0	0.0	0.0
127.5°	0.0	0.0	0.0	0.0	0.0	0.0	0.0	0.0	0.0	0.0	0.0
130°	0.0	0.0	0.0	0.0	0.0	0.0	0.0	0.0	0.0	0.0	0.0
132.5°	0.0	0.0	0.0	0.0	0.0	0.0	0.0	0.0	0.0	0.0	0.0
135°	0.0	0.0	0.0	0.0	0.0	0.0	0.0	0.0	0.0	0.0	0.0
137.5°	0.0	0.0	0.0	0.0	0.0	0.0	0.0	0.0	0.0	0.0	0.0
140°	0.0	0.0	0.0	0.0	0.0	0.0	0.0	0.0	0.0	0.0	0.0
142.5°	0.0	0.0	0.0	0.0	0.0	0.0	0.0	0.0	0.0	0.0	0.0
145°	0.0	0.0	0.0	0.0	0.0	0.0	0.0	0.0	0.0	0.0	0.0
147.5°	0.0	0.0	0.0	0.0	0.0	0.0	0.0	0.0	0.0	0.0	0.0
150°	0.0	0.0	0.0	0.0	0.0	0.0	0.0	0.0	0.0	0.0	0.0
152.5°	0.0	0.0	0.0	0.0	0.0	0.0	0.0	0.0	0.0	0.0	0.0
155°	0.0	0.0	0.0	0.0	0.0	0.0	0.0	0.0	0.0	0.0	0.0
157.5°	0.0	0.0	0.0	0.0	0.0	0.0	0.0	0.0	0.0	0.0	0.0
160°	0.0	0.0	0.0	0.0	0.0	0.0	0.0	0.0	0.0	0.0	0.0
162.5°	0.0	0.0	0.0	0.0	0.0	0.0	0.0	0.0	0.0	0.0	0.0
165°	0.0	0.0	0.0	0.0	0.0	0.0	0.0	0.0	0.0	0.0	0.0
167.5°	0.0	0.0	0.0	0.0	0.0	0.0	0.0	0.0	0.0	0.0	0.0
170°	0.0	0.0	0.0	0.0	0.0	0.0	0.0	0.0	0.0	0.0	0.0
172.5°	0.0	0.0	0.0	0.0	0.0	0.0	0.0	0.0	0.0	0.0	0.0
175°	0.0	0.0	0.0	0.0	0.0	0.0	0.0	0.0	0.0	0.0	0.0
177.5°	0.0	0.0	0.0	0.0	0.0	0.0	0.0	0.0	0.0	0.0	0.0
180°	0.0	0.0	0.0	0.0	0.0	0.0	0.0	0.0	0.0	0.0	0.0





REPORT NUMBER: P226851

CATALOG NUMBER: IST-AF-1200-LED-E1-SL2-8030

**CANDELA DISTRIBUTION (continued):**

	64°	65°	66°	67°	68°	69°	70°	71°	72°	73°	74°
0°	1143.2	1143.2	1143.2	1143.2	1143.2	1143.2	1143.2	1143.2	1143.2	1143.2	1143.2
2.5°	1121.2	1125.3	1126.9	1125.3	1126.1	1131.0	1129.3	1131.8	1131.8	1133.4	1133.4
5°	1084.5	1087.7	1094.3	1093.4	1100.0	1102.4	1104.9	1108.1	1112.2	1114.7	1119.6
7.5°	1041.2	1047.7	1053.5	1056.7	1060.8	1069.0	1071.4	1078.8	1085.3	1091.8	1096.7
10°	999.6	1008.6	1015.1	1017.6	1026.5	1030.6	1039.6	1045.3	1053.5	1061.6	1069.0
12.5°	964.5	972.7	975.9	984.1	992.3	1000.4	1004.5	1015.1	1023.3	1033.9	1043.7
15°	938.4	946.6	953.1	958.8	967.0	975.1	981.7	992.3	1002.1	1012.7	1021.6
17.5°	922.1	927.0	935.1	940.0	949.8	959.6	967.0	979.2	989.8	998.8	1011.0
20°	909.8	915.6	922.9	930.2	939.2	951.5	958.0	971.0	982.5	993.1	1004.5
22.5°	903.3	909.0	916.4	923.7	933.5	943.3	953.9	965.3	977.6	989.0	1000.4
25°	900.9	905.8	912.3	919.6	930.2	940.9	949.8	962.9	973.5	985.7	999.6
27.5°	901.7	904.9	912.3	918.8	929.4	939.2	948.2	961.3	973.5	984.9	998.8
30°	904.9	907.4	914.7	920.5	929.4	939.2	947.4	961.3	971.9	984.1	998.8
32.5°	916.4	919.6	922.9	927.0	935.1	942.5	952.3	964.5	974.3	986.5	998.8
35°	943.3	940.9	943.3	944.9	950.6	958.0	965.3	975.9	984.9	995.5	1008.6
37.5°	985.7	980.8	982.5	981.7	981.7	986.5	993.9	1001.2	1008.6	1019.2	1032.2
40°	1064.1	1051.8	1048.6	1039.6	1037.1	1041.2	1046.1	1046.9	1055.9	1069.8	1075.5
42.5°	1165.3	1148.9	1151.4	1136.7	1132.6	1127.7	1134.2	1130.2	1135.9	1144.9	1157.1
45°	1325.2	1309.7	1293.4	1269.7	1274.6	1256.6	1251.7	1253.4	1252.6	1255.8	1270.5
47.5°	1516.1	1495.7	1485.1	1476.2	1459.0	1448.4	1434.5	1414.1	1419.0	1425.6	1438.6
50°	1795.2	1788.7	1768.3	1738.9	1734.8	1719.3	1715.2	1697.3	1690.8	1689.9	1689.1
52.5°	2168.1	2125.7	2117.5	2089.8	2068.6	2053.9	2049.0	2023.7	1998.4	2013.1	2011.4
55°	2622.6	2587.5	2542.7	2518.2	2501.1	2466.0	2457.0	2425.2	2410.5	2402.3	2381.9
57.5°	3386.4	3263.2	3171.0	3125.3	3060.8	2995.5	2972.7	2907.4	2856.8	2820.9	2823.4
60°	4718.1	4498.6	4240.0	4124.1	3855.6	3816.4	3632.0	3587.2	3476.2	3402.7	3360.3
62.5°	5885.0	5825.5	5701.4	5532.5	5263.2	4953.1	4813.6	4536.2	4319.1	4224.5	4093.1
65°	6442.3	6526.4	6560.7	6528.8	6421.1	6231.8	6065.4	5794.4	5430.5	5224.9	4969.5
66°	6413.8	6538.6	6601.5	6634.1	6594.9	6483.1	6308.5	6085.8	5804.2	5490.9	5204.5
67.5°	6204.9	6326.5	6413.8	6513.3	6513.3	6478.3	6407.3	6258.7	6059.6	5786.3	5529.2
70°	5351.4	5516.2	5670.4	5700.6	5785.5	5759.4	5815.7	5721.0	5673.7	5559.4	5421.5
72.5°	4169.0	4306.9	4439.1	4571.3	4549.2	4520.7	4514.9	4534.5	4438.2	4472.5	4436.6
75°	2772.8	3010.2	3145.7	3132.6	3141.6	3149.0	3088.6	2953.9	3058.4	2926.2	2970.3
77.5°	1685.0	1795.2	1831.9	1791.1	1738.1	1669.5	1559.4	1494.9	1402.7	1410.1	1348.9
80°	883.7	897.6	868.2	785.8	740.9	700.1	574.5	518.2	465.9	446.4	402.3
82.5°	506.7	473.3	437.4	409.6	356.6	320.7	271.7	240.7	207.3	177.9	167.3
85°	410.4	365.6	332.1	301.1	265.2	233.4	192.6	160.8	136.3	118.3	114.2
87.5°	338.6	307.6	273.4	244.0	208.9	176.3	136.3	106.1	84.0	67.7	62.8
90°	30.2	40.8	29.4	16.3	24.5	13.1	7.3	8.2	6.5	6.5	7.3
92.5°	0.0	0.0	0.0	0.0	0.0	0.0	0.0	0.0	0.0	0.0	0.0
95°	0.0	0.0	0.0	0.0	0.0	0.0	0.0	0.0	0.0	0.0	0.0
97.5°	0.0	0.0	0.0	0.0	0.0	0.0	0.0	0.0	0.0	0.0	0.0
100°	0.0	0.0	0.0	0.0	0.0	0.0	0.0	0.0	0.0	0.0	0.0
102.5°	0.0	0.0	0.0	0.0	0.0	0.0	0.0	0.0	0.0	0.0	0.0
105°	0.0	0.0	0.0	0.0	0.0	0.0	0.0	0.0	0.0	0.0	0.0
107.5°	0.0	0.0	0.0	0.0	0.0	0.0	0.0	0.0	0.0	0.0	0.0



REPORT NUMBER: P226851

CATALOG NUMBER: IST-AF-1200-LED-E1-SL2-8030

**CANDELA DISTRIBUTION (continued):**

	64°	65°	66°	67°	68°	69°	70°	71°	72°	73°	74°
110°	0.0	0.0	0.0	0.0	0.0	0.0	0.0	0.0	0.0	0.0	0.0
112.5°	0.0	0.0	0.0	0.0	0.0	0.0	0.0	0.0	0.0	0.0	0.0
115°	0.0	0.0	0.0	0.0	0.0	0.0	0.0	0.0	0.0	0.0	0.0
117.5°	0.0	0.0	0.0	0.0	0.0	0.0	0.0	0.0	0.0	0.0	0.0
120°	0.0	0.0	0.0	0.0	0.0	0.0	0.0	0.0	0.0	0.0	0.0
122.5°	0.0	0.0	0.0	0.0	0.0	0.0	0.0	0.0	0.0	0.0	0.0
125°	0.0	0.0	0.0	0.0	0.0	0.0	0.0	0.0	0.0	0.0	0.0
127.5°	0.0	0.0	0.0	0.0	0.0	0.0	0.0	0.0	0.0	0.0	0.0
130°	0.0	0.0	0.0	0.0	0.0	0.0	0.0	0.0	0.0	0.0	0.0
132.5°	0.0	0.0	0.0	0.0	0.0	0.0	0.0	0.0	0.0	0.0	0.0
135°	0.0	0.0	0.0	0.0	0.0	0.0	0.0	0.0	0.0	0.0	0.0
137.5°	0.0	0.0	0.0	0.0	0.0	0.0	0.0	0.0	0.0	0.0	0.0
140°	0.0	0.0	0.0	0.0	0.0	0.0	0.0	0.0	0.0	0.0	0.0
142.5°	0.0	0.0	0.0	0.0	0.0	0.0	0.0	0.0	0.0	0.0	0.0
145°	0.0	0.0	0.0	0.0	0.0	0.0	0.0	0.0	0.0	0.0	0.0
147.5°	0.0	0.0	0.0	0.0	0.0	0.0	0.0	0.0	0.0	0.0	0.0
150°	0.0	0.0	0.0	0.0	0.0	0.0	0.0	0.0	0.0	0.0	0.0
152.5°	0.0	0.0	0.0	0.0	0.0	0.0	0.0	0.0	0.0	0.0	0.0
155°	0.0	0.0	0.0	0.0	0.0	0.0	0.0	0.0	0.0	0.0	0.0
157.5°	0.0	0.0	0.0	0.0	0.0	0.0	0.0	0.0	0.0	0.0	0.0
160°	0.0	0.0	0.0	0.0	0.0	0.0	0.0	0.0	0.0	0.0	0.0
162.5°	0.0	0.0	0.0	0.0	0.0	0.0	0.0	0.0	0.0	0.0	0.0
165°	0.0	0.0	0.0	0.0	0.0	0.0	0.0	0.0	0.0	0.0	0.0
167.5°	0.0	0.0	0.0	0.0	0.0	0.0	0.0	0.0	0.0	0.0	0.0
170°	0.0	0.0	0.0	0.0	0.0	0.0	0.0	0.0	0.0	0.0	0.0
172.5°	0.0	0.0	0.0	0.0	0.0	0.0	0.0	0.0	0.0	0.0	0.0
175°	0.0	0.0	0.0	0.0	0.0	0.0	0.0	0.0	0.0	0.0	0.0
177.5°	0.0	0.0	0.0	0.0	0.0	0.0	0.0	0.0	0.0	0.0	0.0
180°	0.0	0.0	0.0	0.0	0.0	0.0	0.0	0.0	0.0	0.0	0.0



REPORT NUMBER: P226851

CATALOG NUMBER: IST-AF-1200-LED-E1-SL2-8030

**CANDELA DISTRIBUTION (continued):**

	75°	76°	77°	78°	79°	80°	81°	82°	83°	84°	85°
0°	1143.2	1143.2	1143.2	1143.2	1143.2	1143.2	1143.2	1143.2	1143.2	1143.2	1143.2
2.5°	1135.9	1135.9	1137.5	1139.1	1140.0	1140.0	1140.0	1141.6	1142.4	1140.0	1142.4
5°	1122.0	1126.1	1129.3	1131.8	1132.6	1135.1	1137.5	1139.1	1141.6	1141.6	1143.2
7.5°	1103.2	1110.6	1114.7	1118.7	1122.8	1126.9	1131.8	1135.1	1136.7	1140.0	1142.4
10°	1079.6	1088.5	1096.7	1103.2	1108.9	1117.1	1123.6	1128.5	1135.9	1136.7	1142.4
12.5°	1054.3	1067.3	1073.9	1086.1	1094.3	1106.5	1113.0	1120.4	1128.5	1132.6	1139.1
15°	1036.3	1047.7	1060.0	1071.4	1084.5	1099.2	1107.3	1117.1	1128.5	1137.5	1145.7
17.5°	1022.5	1038.0	1051.8	1066.5	1082.8	1098.3	1110.6	1121.2	1135.9	1140.8	1148.9
20°	1018.4	1035.5	1049.4	1064.9	1082.0	1102.4	1117.1	1128.5	1143.2	1151.4	1158.7
22.5°	1016.7	1033.1	1049.4	1068.1	1086.9	1108.1	1123.6	1138.3	1153.0	1160.4	1166.1
25°	1015.1	1032.2	1050.2	1071.4	1091.8	1113.8	1131.8	1145.7	1159.5	1166.9	1171.8
27.5°	1015.1	1033.1	1052.6	1073.9	1095.9	1120.4	1137.5	1150.6	1162.8	1169.3	1171.0
30°	1014.3	1033.1	1051.8	1075.5	1099.2	1124.5	1143.2	1155.5	1166.1	1170.1	1168.5
32.5°	1015.9	1035.5	1055.9	1079.6	1104.1	1128.5	1148.1	1162.0	1167.7	1166.9	1166.1
35°	1024.1	1042.0	1065.7	1089.4	1114.7	1137.5	1156.3	1166.1	1171.0	1169.3	1165.3
37.5°	1046.1	1064.1	1087.7	1113.8	1133.4	1159.5	1176.7	1184.0	1184.8	1179.9	1170.1
40°	1091.8	1109.8	1131.0	1159.5	1183.2	1201.2	1217.5	1225.6	1220.7	1211.8	1201.2
42.5°	1164.4	1187.3	1212.6	1235.4	1263.2	1287.7	1291.7	1296.6	1288.5	1271.3	1258.3
45°	1281.1	1295.0	1327.6	1344.8	1380.7	1392.9	1401.9	1404.3	1386.4	1372.5	1349.7
47.5°	1449.2	1476.2	1499.0	1515.3	1541.4	1557.8	1575.7	1567.5	1553.7	1530.0	1499.8
50°	1713.6	1730.7	1760.1	1789.5	1817.2	1828.7	1828.7	1820.5	1811.5	1765.8	1729.1
52.5°	2038.4	2040.0	2082.4	2117.5	2141.2	2124.1	2144.5	2124.1	2118.3	2086.5	2056.3
55°	2414.6	2399.1	2450.5	2481.5	2502.7	2523.1	2519.0	2516.6	2495.3	2459.4	2422.7
57.5°	2772.0	2816.8	2841.3	2887.0	2897.6	2911.5	2905.8	2897.6	2885.4	2865.0	2848.7
60°	3287.7	3317.9	3339.9	3348.9	3379.1	3383.2	3403.6	3370.1	3378.3	3354.6	3303.2
62.5°	3989.4	3956.8	3973.9	3973.9	3965.0	3933.1	3950.3	3963.3	3941.3	3921.7	3913.6
65°	4775.3	4670.0	4568.8	4551.7	4505.2	4494.5	4481.5	4448.9	4435.0	4400.7	4373.0
66°	5010.3	4847.1	4751.6	4692.8	4636.5	4624.3	4606.3	4572.1	4544.3	4496.2	4449.7
67.5°	5273.8	5063.3	4919.7	4836.5	4767.1	4721.4	4685.5	4636.5	4592.5	4520.7	4446.4
70°	5256.7	5082.9	4909.9	4783.4	4679.0	4585.1	4529.6	4424.4	4334.6	4231.8	4146.9
72.5°	4417.0	4386.0	4285.7	4214.7	4086.5	4036.8	3889.9	3823.0	3698.9	3565.9	3525.1
75°	3070.6	2949.0	2897.6	2869.1	2812.8	2657.7	2556.5	2578.6	2433.3	2303.6	2229.3
77.5°	1342.3	1366.8	1224.8	1161.2	1112.2	1028.2	949.8	896.0	865.0	844.6	752.4
80°	371.3	324.0	319.9	297.0	292.1	260.3	264.4	241.5	226.0	222.8	215.4
82.5°	162.4	159.1	154.2	151.8	149.3	146.1	142.0	141.2	136.3	132.2	133.0
85°	107.7	106.9	104.4	102.0	97.9	92.2	88.1	84.9	85.7	81.6	80.8
87.5°	62.8	61.2	60.4	57.1	56.3	51.4	52.2	48.1	47.3	46.5	44.1
90°	9.0	9.8	12.2	11.4	8.2	15.5	13.1	11.4	12.2	9.8	9.8
92.5°	0.0	0.0	0.0	0.0	0.0	0.0	0.0	0.0	0.0	0.0	0.0
95°	0.0	0.0	0.0	0.0	0.0	0.0	0.0	0.0	0.0	0.0	0.0
97.5°	0.0	0.0	0.0	0.0	0.0	0.0	0.0	0.0	0.0	0.0	0.0
100°	0.0	0.0	0.0	0.0	0.0	0.0	0.0	0.0	0.0	0.0	0.0
102.5°	0.0	0.0	0.0	0.0	0.0	0.0	0.0	0.0	0.0	0.0	0.0
105°	0.0	0.0	0.0	0.0	0.0	0.0	0.0	0.0	0.0	0.0	0.0
107.5°	0.0	0.0	0.0	0.0	0.0	0.0	0.0	0.0	0.0	0.0	0.0



REPORT NUMBER: P226851  
 CATALOG NUMBER: IST-AF-1200-LED-E1-SL2-8030

REPORT N  
 CATALOG

**CANDELA DISTRIBUTION (continued):**

**CANDELA**

	75°	76°	77°	78°	79°	80°	81°	82°	83°	84°	85°	
110°	0.0	0.0	0.0	0.0	0.0	0.0	0.0	0.0	0.0	0.0	0.0	0°
112.5°	0.0	0.0	0.0	0.0	0.0	0.0	0.0	0.0	0.0	0.0	0.0	2.5°
115°	0.0	0.0	0.0	0.0	0.0	0.0	0.0	0.0	0.0	0.0	0.0	5°
117.5°	0.0	0.0	0.0	0.0	0.0	0.0	0.0	0.0	0.0	0.0	0.0	7.5°
120°	0.0	0.0	0.0	0.0	0.0	0.0	0.0	0.0	0.0	0.0	0.0	10°
122.5°	0.0	0.0	0.0	0.0	0.0	0.0	0.0	0.0	0.0	0.0	0.0	12.5°
125°	0.0	0.0	0.0	0.0	0.0	0.0	0.0	0.0	0.0	0.0	0.0	15°
127.5°	0.0	0.0	0.0	0.0	0.0	0.0	0.0	0.0	0.0	0.0	0.0	17.5°
130°	0.0	0.0	0.0	0.0	0.0	0.0	0.0	0.0	0.0	0.0	0.0	20°
132.5°	0.0	0.0	0.0	0.0	0.0	0.0	0.0	0.0	0.0	0.0	0.0	22.5°
135°	0.0	0.0	0.0	0.0	0.0	0.0	0.0	0.0	0.0	0.0	0.0	25°
137.5°	0.0	0.0	0.0	0.0	0.0	0.0	0.0	0.0	0.0	0.0	0.0	27.5°
140°	0.0	0.0	0.0	0.0	0.0	0.0	0.0	0.0	0.0	0.0	0.0	30°
142.5°	0.0	0.0	0.0	0.0	0.0	0.0	0.0	0.0	0.0	0.0	0.0	32.5°
145°	0.0	0.0	0.0	0.0	0.0	0.0	0.0	0.0	0.0	0.0	0.0	35°
147.5°	0.0	0.0	0.0	0.0	0.0	0.0	0.0	0.0	0.0	0.0	0.0	37.5°
150°	0.0	0.0	0.0	0.0	0.0	0.0	0.0	0.0	0.0	0.0	0.0	40°
152.5°	0.0	0.0	0.0	0.0	0.0	0.0	0.0	0.0	0.0	0.0	0.0	42.5°
155°	0.0	0.0	0.0	0.0	0.0	0.0	0.0	0.0	0.0	0.0	0.0	45°
157.5°	0.0	0.0	0.0	0.0	0.0	0.0	0.0	0.0	0.0	0.0	0.0	47.5°
160°	0.0	0.0	0.0	0.0	0.0	0.0	0.0	0.0	0.0	0.0	0.0	50°
162.5°	0.0	0.0	0.0	0.0	0.0	0.0	0.0	0.0	0.0	0.0	0.0	52.5°
165°	0.0	0.0	0.0	0.0	0.0	0.0	0.0	0.0	0.0	0.0	0.0	55°
167.5°	0.0	0.0	0.0	0.0	0.0	0.0	0.0	0.0	0.0	0.0	0.0	57.5°
170°	0.0	0.0	0.0	0.0	0.0	0.0	0.0	0.0	0.0	0.0	0.0	60°
172.5°	0.0	0.0	0.0	0.0	0.0	0.0	0.0	0.0	0.0	0.0	0.0	62.5°
175°	0.0	0.0	0.0	0.0	0.0	0.0	0.0	0.0	0.0	0.0	0.0	65°
177.5°	0.0	0.0	0.0	0.0	0.0	0.0	0.0	0.0	0.0	0.0	0.0	66°
180°	0.0	0.0	0.0	0.0	0.0	0.0	0.0	0.0	0.0	0.0	0.0	67.5°
												70°
												72.5°
												75°
												77.5°
												80°
												82.5°
												85°
												87.5°
												90°
												92.5°
												95°
												97.5°
												100°
												102.5°
												105°
												107.5°

NUMBER: P226851  
 NUMBER: IST-AF-1200-LED-E1-SL2-8030

REPORT NUMBER: P  
 CATALOG NUMBER:

**DISTRIBUTION (continued):**

**CANDELA DISTRIBUTION**

86°	87°	88°	89°	90°	95°	105°	115°	125°	135°	145°	110°	86°
1143.2	1143.2	1143.2	1143.2	1143.2	1143.2	1143.2	1143.2	1143.2	1143.2	1143.2	110°	0.0
1144.9	1146.5	1147.3	1146.5	1148.1	1147.3	1148.1	1147.3	1143.2	1142.4	1141.6	112.5°	0.0
1146.5	1149.7	1150.6	1151.4	1149.7	1151.4	1148.1	1135.1	1120.4	1104.1	1091.0	115°	0.0
1148.1	1152.2	1154.6	1154.6	1155.5	1153.8	1141.6	1113.0	1078.8	1044.5	1018.4	117.5°	0.0
1147.3	1153.0	1155.5	1156.3	1156.3	1153.0	1123.6	1077.9	1025.7	973.5	920.5	120°	0.0
1144.9	1149.7	1153.8	1153.8	1154.6	1143.2	1097.5	1032.2	958.0	879.7	808.7	122.5°	0.0
1149.7	1154.6	1154.6	1154.6	1153.8	1134.2	1069.8	975.1	875.6	769.5	664.2	125°	0.0
1157.1	1159.5	1157.9	1157.9	1154.6	1125.3	1038.8	918.8	788.3	647.9	501.0	127.5°	0.0
1163.6	1165.3	1164.4	1160.4	1156.3	1115.5	1006.9	859.3	683.8	501.0	355.0	130°	0.0
1170.1	1171.8	1167.7	1161.2	1155.5	1102.4	968.6	783.4	565.5	342.7	235.0	132.5°	0.0
1171.0	1172.6	1165.3	1156.3	1148.1	1082.8	922.1	702.6	435.7	222.0	183.6	135°	0.0
1170.1	1168.5	1156.3	1144.9	1135.9	1059.2	870.7	602.2	290.5	167.3	159.9	137.5°	0.0
1164.4	1157.1	1147.3	1134.2	1121.2	1033.1	819.3	490.4	183.6	145.2	145.2	140°	0.0
1156.3	1148.9	1136.7	1119.6	1104.9	1007.8	760.5	376.2	146.9	133.8	135.5	142.5°	0.0
1153.0	1144.9	1126.9	1108.9	1090.2	984.9	698.5	253.0	132.2	126.5	127.3	145°	0.0
1159.5	1145.7	1127.7	1107.3	1085.3	965.3	634.0	176.3	124.8	118.3	120.0	147.5°	0.0
1181.6	1168.5	1147.3	1121.2	1097.5	953.9	565.5	146.1	117.5	111.8	111.8	150°	0.0
1234.6	1217.5	1188.9	1157.9	1129.3	961.3	504.3	133.0	111.8	106.1	106.1	152.5°	0.0
1320.3	1299.9	1266.4	1231.3	1193.8	997.2	434.9	128.1	107.7	99.6	97.9	155°	0.0
1467.2	1440.2	1396.2	1354.6	1309.7	1059.2	364.8	124.8	102.8	95.5	92.2	157.5°	0.0
1698.1	1658.1	1605.9	1551.2	1496.6	1172.6	309.3	121.6	99.6	92.2	88.9	160°	0.0
1995.1	1968.2	1902.9	1831.1	1765.8	1398.6	277.4	119.1	97.1	88.1	85.7	162.5°	0.0
2373.8	2329.7	2278.3	2213.8	2136.3	1691.6	274.2	118.3	94.7	84.9	83.2	165°	0.0
2773.6	2756.5	2669.1	2629.2	2545.1	2081.6	333.7	120.0	93.0	82.4	80.0	167.5°	0.0
3229.7	3236.3	3154.7	3110.6	3041.2	2576.1	531.2	124.8	93.0	80.0	77.5	170°	0.0
3826.2	3836.8	3740.6	3688.3	3629.6	3130.2	834.8	133.0	95.5	77.5	75.1	172.5°	0.0
4315.0	4257.9	4195.9	4104.5	4030.2	3439.5	803.8	147.7	98.7	75.1	72.6	175°	0.0
4365.6	4324.8	4246.5	4147.7	4057.2	3441.1	701.8	152.6	99.6	74.3	71.8	177.5°	0.0
4359.1	4286.5	4197.5	4114.3	4025.3	3353.0	542.6	159.1	102.0	72.6	70.2	180°	0.0
4057.2	3955.2	3868.7	3753.6	3660.6	3000.4	333.7	158.3	98.7	67.7	66.1		
3345.6	3293.4	3190.6	3098.4	3001.3	2428.4	228.5	141.2	87.3	61.2	62.0		
2164.0	2104.5	2000.0	1947.8	1893.1	1553.7	177.9	115.1	74.3	54.7	57.1		
722.2	698.5	660.1	681.4	649.5	605.5	130.6	87.3	59.6	47.3	50.6		
216.2	211.3	218.7	205.6	217.9	184.4	85.7	61.2	45.7	40.8	44.9		
128.1	126.5	126.5	126.5	123.2	115.1	56.3	42.4	35.1	34.3	37.5		
78.3	76.7	77.5	76.7	78.3	70.2	38.4	29.4	26.1	25.3	30.2		
44.9	44.9	45.7	44.1	44.9	43.2	26.9	18.8	17.1	16.3	22.0		
10.6	10.6	8.2	7.3	8.2	11.4	7.3	5.7	4.9	4.1	7.3		
0.0	0.0	0.0	0.0	0.0	0.0	0.0	0.0	0.0	0.0	0.0		
0.0	0.0	0.0	0.0	0.0	0.0	0.0	0.0	0.0	0.0	0.0		
0.0	0.0	0.0	0.0	0.0	0.0	0.0	0.0	0.0	0.0	0.0		
0.0	0.0	0.0	0.0	0.0	0.0	0.0	0.0	0.0	0.0	0.0		
0.0	0.0	0.0	0.0	0.0	0.0	0.0	0.0	0.0	0.0	0.0		
0.0	0.0	0.0	0.0	0.0	0.0	0.0	0.0	0.0	0.0	0.0		
0.0	0.0	0.0	0.0	0.0	0.0	0.0	0.0	0.0	0.0	0.0		
0.0	0.0	0.0	0.0	0.0	0.0	0.0	0.0	0.0	0.0	0.0		

'226851  
 IST-AF-1200-LED-E1-SL2-8030

REPORT NUMBER: P226851  
 CATALOG NUMBER: IST-AF-12

**TION (continued):**

**CANDELA DISTRIBUTION (con**

87°	88°	89°	90°	95°	105°	115°	125°	135°	145°		155°	165°
0.0	0.0	0.0	0.0	0.0	0.0	0.0	0.0	0.0	0.0	0°	1143.2	1143.2
0.0	0.0	0.0	0.0	0.0	0.0	0.0	0.0	0.0	0.0	2.5°	1135.1	1129.3
0.0	0.0	0.0	0.0	0.0	0.0	0.0	0.0	0.0	0.0	5°	1070.6	1055.1
0.0	0.0	0.0	0.0	0.0	0.0	0.0	0.0	0.0	0.0	7.5°	977.6	959.6
0.0	0.0	0.0	0.0	0.0	0.0	0.0	0.0	0.0	0.0	10°	871.5	844.6
0.0	0.0	0.0	0.0	0.0	0.0	0.0	0.0	0.0	0.0	12.5°	736.0	683.0
0.0	0.0	0.0	0.0	0.0	0.0	0.0	0.0	0.0	0.0	15°	579.4	508.4
0.0	0.0	0.0	0.0	0.0	0.0	0.0	0.0	0.0	0.0	17.5°	399.0	341.9
0.0	0.0	0.0	0.0	0.0	0.0	0.0	0.0	0.0	0.0	20°	279.9	258.7
0.0	0.0	0.0	0.0	0.0	0.0	0.0	0.0	0.0	0.0	22.5°	216.2	217.1
0.0	0.0	0.0	0.0	0.0	0.0	0.0	0.0	0.0	0.0	25°	179.5	187.7
0.0	0.0	0.0	0.0	0.0	0.0	0.0	0.0	0.0	0.0	27.5°	158.3	166.5
0.0	0.0	0.0	0.0	0.0	0.0	0.0	0.0	0.0	0.0	30°	145.2	152.6
0.0	0.0	0.0	0.0	0.0	0.0	0.0	0.0	0.0	0.0	32.5°	136.3	139.5
0.0	0.0	0.0	0.0	0.0	0.0	0.0	0.0	0.0	0.0	35°	125.7	127.3
0.0	0.0	0.0	0.0	0.0	0.0	0.0	0.0	0.0	0.0	37.5°	116.7	116.7
0.0	0.0	0.0	0.0	0.0	0.0	0.0	0.0	0.0	0.0	40°	108.5	107.7
0.0	0.0	0.0	0.0	0.0	0.0	0.0	0.0	0.0	0.0	42.5°	101.2	100.4
0.0	0.0	0.0	0.0	0.0	0.0	0.0	0.0	0.0	0.0	45°	93.8	94.7
0.0	0.0	0.0	0.0	0.0	0.0	0.0	0.0	0.0	0.0	47.5°	89.8	90.6
0.0	0.0	0.0	0.0	0.0	0.0	0.0	0.0	0.0	0.0	50°	85.7	86.5
0.0	0.0	0.0	0.0	0.0	0.0	0.0	0.0	0.0	0.0	52.5°	82.4	82.4
0.0	0.0	0.0	0.0	0.0	0.0	0.0	0.0	0.0	0.0	55°	79.2	78.3
0.0	0.0	0.0	0.0	0.0	0.0	0.0	0.0	0.0	0.0	57.5°	76.7	75.1
0.0	0.0	0.0	0.0	0.0	0.0	0.0	0.0	0.0	0.0	60°	74.3	72.6
0.0	0.0	0.0	0.0	0.0	0.0	0.0	0.0	0.0	0.0	62.5°	72.6	70.2
0.0	0.0	0.0	0.0	0.0	0.0	0.0	0.0	0.0	0.0	65°	71.0	69.4
0.0	0.0	0.0	0.0	0.0	0.0	0.0	0.0	0.0	0.0	66°	70.2	68.5
0.0	0.0	0.0	0.0	0.0	0.0	0.0	0.0	0.0	0.0	67.5°	69.4	67.7
										70°	66.1	64.5
										72.5°	61.2	60.4
										75°	56.3	54.7
										77.5°	49.8	49.0
										80°	42.4	41.6
										82.5°	35.9	34.3
										85°	28.6	26.9
										87.5°	19.6	18.0
										90°	4.9	5.7
										92.5°	0.0	0.0
										95°	0.0	0.0
										97.5°	0.0	0.0
										100°	0.0	0.0
										102.5°	0.0	0.0
										105°	0.0	0.0
										107.5°	0.0	0.0



REPORT NUMBER: P226851

CATALOG NUMBER: IST-AF-1200-LED-E1

00-LED-E1-SL2-8030

**tinued):**

175°	180°
1143.2	1143.2
1124.5	1131.8
1050.2	1047.7
944.9	945.7
817.6	819.3
652.8	643.0
467.6	471.7
325.6	324.8
261.1	262.8
223.6	223.6
199.1	199.1
175.4	176.3
159.1	160.8
144.4	145.2
129.7	130.6
117.5	117.5
109.3	110.2
103.6	103.6
97.9	97.9
93.0	94.7
88.1	88.9
83.2	84.0
78.3	78.3
74.3	74.3
71.0	70.2
68.5	66.9
66.1	65.3
65.3	64.5
64.5	63.6
62.8	62.0
60.4	59.6
55.5	53.9
50.6	49.0
46.5	44.1
39.2	37.5
28.6	26.9
17.1	17.1
4.1	4.1
0.0	0.0
0.0	0.0
0.0	0.0
0.0	0.0
0.0	0.0
0.0	0.0
0.0	0.0
0.0	0.0
0.0	0.0

**CANDELA DISTRIBUTION (continued):**

	155°	165°	175°
110°	0.0	0.0	0.0
112.5°	0.0	0.0	0.0
115°	0.0	0.0	0.0
117.5°	0.0	0.0	0.0
120°	0.0	0.0	0.0
122.5°	0.0	0.0	0.0
125°	0.0	0.0	0.0
127.5°	0.0	0.0	0.0
130°	0.0	0.0	0.0
132.5°	0.0	0.0	0.0
135°	0.0	0.0	0.0
137.5°	0.0	0.0	0.0
140°	0.0	0.0	0.0
142.5°	0.0	0.0	0.0
145°	0.0	0.0	0.0
147.5°	0.0	0.0	0.0
150°	0.0	0.0	0.0
152.5°	0.0	0.0	0.0
155°	0.0	0.0	0.0
157.5°	0.0	0.0	0.0
160°	0.0	0.0	0.0
162.5°	0.0	0.0	0.0
165°	0.0	0.0	0.0
167.5°	0.0	0.0	0.0
170°	0.0	0.0	0.0
172.5°	0.0	0.0	0.0
175°	0.0	0.0	0.0
177.5°	0.0	0.0	0.0
180°	0.0	0.0	0.0

-SL2-8030

180°
0.0
0.0
0.0
0.0
0.0
0.0
0.0
0.0
0.0
0.0
0.0
0.0
0.0
0.0
0.0
0.0
0.0
0.0
0.0
0.0
0.0
0.0
0.0
0.0
0.0
0.0
0.0
0.0
0.0
0.0
0.0

(END OF REPORT)